

PO #: _____

DATE: _____

COMPANY NAME: _____

CONTACT NAME: _____

SHIPPING ADDRESS: _____

PHONE: _____

CITY: _____

STATE: _____

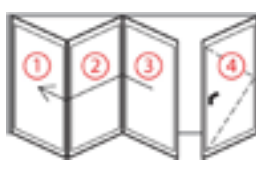
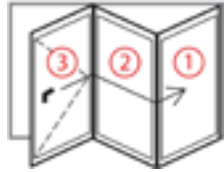
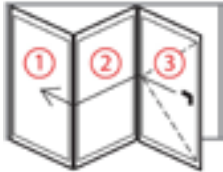
ZIP: _____

TOTAL \$: _____

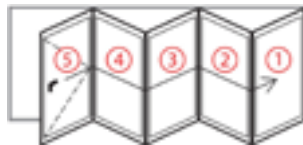
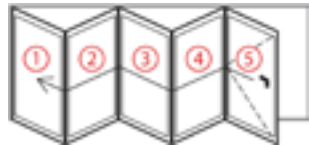
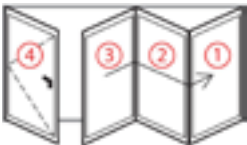
SELECT CONFIGURATION:

Denotes external access door
 W-9: 3L Opening

 W-9: 3R Opening

 W-12: 3L+1R Opening

 W-12: 1L+3R Opening

 W-16: 5L Opening

 W-16: 5R Opening

Wood Species: Engineered Accoya®

Door Thickness: 2 1/4"

Swing: Outswing only

Glass: 1" thick Clear IG Low E

Threshold: Bronze Anodized Aluminium

***Active Locking System:** GU® 4-Point Lock

Brickmould & Interior Casing: N/A

Coastal Rating: DP-50

** Active Lock is included with all Bifold Doors. Double Bore and other Multipoint Locking Systems are not available.*

W-9 Frame Size: 106 3/4" x 98 3/4"

W-9 Rough Opening: 108 1/4" x 99 1/2"

W-12 Frame Size: 141 3/8" x 98 3/4"

W-12 Rough Opening: 142 7/8" x 99 1/2"

W-16 Frame Size: 187 1/2" x 98 3/4"

W-16 Rough Opening: 189" x 99 1/2"

PREFINISH (Standard Options)

-
- Ebony
-
- Unfinished*
-
-
- Cinnamon Bark

JAMB SIZE (Stain Grade Accoya)

-
- 5-7/8"
- * Custom jamb sizes are not available standard. Jamb extensions can be custom ordered at an additional cost and extended lead time. No jamba smaller than 5-7/8".*
-
-
- 6-9/16"

ALLEGRO LEVER SET (Active Handle only)

-
- Black
-
- N/A
-
-
- Satin Nickel

BIFOLD HARDWARE FINISH (Stainless Steel)

-
- Black
-
-
- Stainless Steel

NOTES & SPECIAL INSTRUCTIONS
**Accoya's acetylation process can result in a discoloration on the surface of the wood, which fades with UV exposure or is easily covered by opaque stain. Light stain colors are not recommended for Accoya.*
SHIPPING PREFERENCE

-
- Required to ship in Partially Assembled Format (additional shipping costs will apply)

All Bi-Folds are factory assembled before shipping. Where possible, the units are delivered partially assembled. In some cases, assembled delivery is not readily available and the units are disassembled before shipping. If you require the unit to be delivered partially assembled, please notate above.
CUSTOMER SIGNATURE TO PROCEED (Unsigned orders cannot be accepted)

SIGNATURE _____ DATE _____

SPIFF INFORMATION
 Check to opt out

 If your order qualifies for our SPIFF program, information MUST be filled out and sent in when order is placed in order to redeem. DSA cannot process SPIFFs sent separately from the order. Revised SPIFFs cannot be accepted, no exceptions. You are responsible for reporting SPIFF income for tax purposes. To enroll in and learn more about our SPIFF program, fill out and return our SPIFF Enrollment Form at www.DSADoors.com/SPIFF.

RECIPIENT NAME: _____

RECIPIENT EMAIL: _____

SPIFF AMOUNT

\$.00

SIGNATURE _____

DATE _____

BUILDER REBATE INFORMATION

 DSA provides a Rebate of \$25.00 per Pre-Hung Door Unit to our Preferred Builders. To qualify for Rebates, Builder must be approved in our Preferred Builder Program, and purchases must be specified by the Purchasing Dealers at the time of order. Builder Applications and Claim forms must be sent with completed W9 and ACH instructions to DSAAP@DSADoors.com.

BUILDER NAME: _____

BUILDER EMAIL: _____

DEVELOPMENT NAME: _____

LOT / UNIT #: _____

REBATE AMOUNT

\$.00

SIGNATURE _____

DATE _____