



DSA 2023 PREFERRED BUILDER REBATES



Alexandria



Aberdeen



Keowee



Milan



Wakefield



Tuscany



Modena



Tiffany

Preferred DSA Builders receive:

- **\$25 rebate** for each DSA Door
- **50% OFF** Display Doors

APPLY NOW to become a Preferred DSA Builder!

2023 PREFERRED BUILDER REBATE PROGRAM DETAILS:

DSA will provide a Preferred Builder Rebate of \$25.00 per door on purchases of Standard or Custom Doors. In order to qualify for our Preferred Builder Program, Builders need to display a DSA Door in their showroom or model home. Selected displays are available at 50% off with free factory pre-finishing. Preferred Builder must be exclusive with DSA for wood door entry systems.

To qualify for Rebates, Preferred Builder purchases must be specified by Purchasing Dealer at time of purchase, and Builder must request Rebate within 120 days of purchase. Applications and Claim forms must be sent with completed W9 and ACH instructions to DSAAP@DSADoors.com.



Master Crafted Doors

10681 World Trade Blvd, Raleigh NC
(919) 781-3200 • www.DSADoors.com



DSA 2023 PREFERRED BUILDER REBATE PROGRAM Application & Claim Form

2023 PREFERRED BUILDER REBATE PROGRAM DETAILS:


DSA will provide a Preferred Builder Rebate of \$25.00 per door on purchases of Standard or Custom Doors. In order to qualify for our Preferred Builder Program, Builders need to display a DSA Door in their showroom or model home. Selected displays are available at 50% off with free factory pre-finishing. Preferred Builder must be exclusive with DSA for wood door entry systems.

To qualify for Rebates, Preferred Builder purchases must be specified by Purchasing Dealer at time of purchase, and Builder must request Rebate within 120 days of purchase. Applications and Claim forms must be sent with completed W9 and ACH instructions to DSAAP@DSADoors.com.

PRERERRED DEALER STATUS:

New

Existing

PREFERRED BUILDER NAME:			
REBATE RECIPIENT NAME:			
RECIPIENT ADDRESS:	CITY:	STATE:	ZIP:
PHONE:	EMAIL:		
DEVELOPMENT NAME:			# UNITS:
DEVELOPMENT ADDRESS:			
AUTHORIZED SIGNATURE: 			
PURCHASING DEALER NAME:		COMPLETED W9 & ACH INSTRUCTIONS INCLUDED:	<input type="checkbox"/>



DSA 2023 PREFERRED BUILDER REBATE PROGRAM Display Order Form

In order to qualify for our Preferred Builder Program, Builders must display a DSA Door in their showroom or model home. Selected Display Doors are available at 50% off with free factory pre-finishing.

Standard and Wynstellar Display Doors are eligible for 50% off. Our Custom, Bifold, Pivot and Port doors are also eligible for a Display discount, but must be quoted by a dedicated DSA Representative.

** Standard pricing applies*

		DATE:	
PO#:	ORDER #:		
LEAD TIME:	UNIT PRICE:		
BUILDER NAME:	BUILDER CONTACT NAME:		
SHIPPING ADDRESS:	CITY	STATE	ZIP
BUILDER REPRESENTATIVE NAME:	EMAIL:	PHONE:	
DISPLAY LOCATION: <input type="checkbox"/> Showroom <input type="checkbox"/> Model Home	# DEVELOPMENT UNITS:		
DISPLAY ADDRESS:	CITY	STATE	ZIP
DOOR STYLE:			
CONFIGURATION:	UNIT SIZE:		
WOOD SPECIES:	GLASS/IRON TYPE:		
SIDE LITE:	TRANSOM:		
BORE: <input type="checkbox"/> None <input type="checkbox"/> Double Bore <input type="checkbox"/> Single Bore	HARDWARE*:		
BRICKMOULD: <input type="checkbox"/> 180 (2") <input type="checkbox"/> S4S (3 1/2") <input type="checkbox"/> Other*:	BACKSET:		
SILL/HINGE FINISH: <input type="checkbox"/> Oil Rubbed Bronze <input type="checkbox"/> Nickel/Stainless Steel	JAMB SIZE: <input type="checkbox"/> 4 9/16" <input type="checkbox"/> 6 9/16"		
PRE-FINISH: <input type="checkbox"/> Russet <input type="checkbox"/> Chestnut <input type="checkbox"/> Coco <input type="checkbox"/> Cinnamon <input type="checkbox"/> Ebony (<i>Accoya only</i>)			



STANDARD PRE-HUNG QUOTE / ORDER FORM

10681 World Trade Blvd Raleigh, NC 27617 • (919) 781-3200
Sales@DSADoors.com • www.DSADoors.com

PO#:

DATE:

COMPANY NAME:

JOB NAME:

SHIPPING ADDRESS:

DEALER COST:

CITY:

STATE:

ZIP:

EMAIL:

CONTACT NAME:

PHONE #:

UNIT SPECIFICATIONS

§ denotes additional cost associated with options

WOOD SPECIES:

- Mahogany
- Knotty Alder
- Accoya

COASTAL RATING:

- Not Rated
- DP-50 Rated[§]

DOOR SIZE*:

- Rough Opening
- Frame Size



DOOR SWING

Swing is determined from exterior of home looking in

- LH Inswing
- RH Inswing
- LH Outswing
- RH Outswing

DOOR NAME:

____ LT

JAMB SIZE:

- 4 1/16"
- 6 1/16"
- Other[§] _____

CONFIGURATION:

- Square
- Arch

SIDE LITE(S):

QTY: 1 2

TRANSOM:

ACTIVE BORE:

- Double Bore
- Single Bore
- No Bore

BACKSET:

- 2 3/8"
- 2 3/4"
- Custom Mortise[§]

GLASS/IRON:

INACTIVE BORE:

- Double Bore
- Single Bore
- No Bore

BRICKMOULD:

- 180 (2")
- S45 (3 1/2")
- Other[§] _____
- Applied
- Unapplied

THRESHOLD FINISH:

- Bronze
- Brushed Nickel

CONCEALED HINGES[§]:

- Yes
- No

HINGE FINISH:

- Oil Rubbed Bronze
- Satin Nickel

OPTIONAL ITEMS[§]

§ denotes additional cost associated with options

MULTIPOINT LOCKS:

HARDWARE FINISH: Black Satin Nickel

- Ashland Multipoint (Active)
- Ashland Multipoint (Passive)

- GU 3-Point Lock (Active) *for EMTEK#4 lever handles

LEVER QTY: Active Active & Dummy/Passive No Lever Handles

LEVER STYLE: 1) Arched 2) Square 3) Contemporary

- GU 3-Point Lock with Thumblatch

- Interior Lever
- Interior Knob

DANALOCK V3 SMART LOCK:

- *Yes
- No

- Include Danapad V3*

- GU 3-Point Lock with Belcanto Lever & Danalock V3

- Include Danapad V3

OTHER LOCK OPTIONS:

NON-MULTIPOINT HANDLES:

HARDWARE FINISH: Black

- Emtek Thumblatch Entry Set

- Satin Nickel

EMPowered Smart Lock*: Yes No

STYLE: Square (Keyed) Square (Digital) Full Plate

INTERIOR HANDLE: Lever Knob

PREFINISHING: *denotes colors available for Accoya Wynstellar doors

- Russet
- Chestnut
- Distressed Russet
- Cinnamon Bark*
- Coco
- Distressed Chestnut
- Ebony* (Accoya only)

INTERIOR CASING:

(interior casing is always shipped loose)

NOTES & REQUESTS

SPECIAL INSTRUCTIONS, HARDWARE REQUESTS, & ACCESSORIES:

- Yes, the builder and I have confirmed jamb size.

SPIFF INFORMATION

Check to opt out

If your order qualifies for our SPIFF program, information MUST be filled out and sent in when order is placed in order to redeem. DSA cannot process SPIFFs sent separately from the order. Revised SPIFFs cannot be accepted, no exceptions. You are responsible for reporting SPIFF income for tax purposes. To enroll in and learn more about our SPIFF program, fill out and return our SPIFF Enrollment Form at www.DSADoors.com/SPIFF.

RECIPIENT NAME: _____

RECIPIENT EMAIL: _____

SPIFF AMOUNT

\$.00

SIGNATURE

DATE

BUILDER REBATE INFORMATION

DSA provides a Rebate of \$25.00 per Pre-Hung Door Unit to our Preferred Builders. To qualify for Rebates, Builder must be approved in our Preferred Builder Program, and purchases must be specified by the Purchasing Dealers at the time of order. Builder Applications and Claim forms must be sent with completed W9 and ACH instructions to DSAAP@DSADoors.com.

BUILDER NAME: _____

BUILDER EMAIL: _____

DEVELOPMENT NAME: _____

LOT / UNIT #: _____

REBATE AMOUNT

\$.00

SIGNATURE

DATE



CUSTOM QUOTE / ORDER REQUEST FORM

10681 World Trade Blvd Raleigh, NC 27617 • (919) 781-3200
Custom@DSADoors.com • www.DSADoors.com

PO #:
JOB NAME:
DATE:
CONTACT NAME:
PHONE #:

COMPANY NAME:
SHIPPING ADDRESS:
CITY: STATE: ZIP:

UNIT SPECIFICATIONS

UNIT SIZE:	CONFIGURATION:	DOOR SWING <small>Swing is determined from exterior of home looking in</small> <input type="checkbox"/> LH Inswing <input type="checkbox"/> RH Inswing <input type="checkbox"/> LH Outswing <input type="checkbox"/> RH Outswing
	RATING: <input type="checkbox"/> Non-rated <input type="checkbox"/> DP-50 <input type="checkbox"/> Impact	
MEASUREMENTS: <input type="checkbox"/> Rough opening <input type="checkbox"/> Frame size <input type="checkbox"/> Outside brickmould	WOOD SPECIES:	THICKNESS: <input type="checkbox"/> 1 3/4" <input type="checkbox"/> 2 1/4"
JAMB SIZE: <input type="checkbox"/> 4 9/16" <input type="checkbox"/> 6 9/16" <input type="checkbox"/> Other ⁵ _____	DOOR STYLE:	ACTIVE BORE: <input type="checkbox"/> Double Bore <input type="checkbox"/> Single Bore <input type="checkbox"/> None
BACKSET: <input type="checkbox"/> 2 3/8" <input type="checkbox"/> 2 3/4" <input type="checkbox"/> Custom Mortise	SIDE LITE(S):	QTY:
INACTIVE BORE: <input type="checkbox"/> Double Bore <input type="checkbox"/> Single Bore <input type="checkbox"/> None	TRANSOM:	QTY:
THRESHOLD FINISH: <input type="checkbox"/> Bronze <input type="checkbox"/> Brushed Nickel	BRICKMOULD STYLE:	BRICKMOULD: <input type="checkbox"/> Applied <input type="checkbox"/> Unapplied
HINGE FINISH: <input type="checkbox"/> Oil Rubbed Bronze <input type="checkbox"/> Satin Nickel	GLASS OPTION:	IRON OPTION: <input type="checkbox"/> Yes <input type="checkbox"/> No

OPTIONAL ITEMS⁵

⁵ denotes additional cost associated with options

MULTIPOINT LOCKS: <input type="checkbox"/> Ashland Multipoint (Active) <input type="checkbox"/> Ashland Multipoint (Passive) <input type="checkbox"/> GU 3-Point Lock (Active) *for EMTEK#4 lever handles	HARDWARE FINISH: <input type="checkbox"/> Black <input type="checkbox"/> Satin Nickel	NON-MULTIPOINT HANDLES: <input type="checkbox"/> Emtak Thumblatch Entry Set EMPowered Smart Lock*: <input type="checkbox"/> Yes <input type="checkbox"/> No	HARDWARE FINISH: <input type="checkbox"/> Black <input type="checkbox"/> Satin Nickel
LEVER QTY: <input type="checkbox"/> Active <input type="checkbox"/> Active & Dummy/Passive <input type="checkbox"/> No Lever Handles	LEVER STYLE: <input type="checkbox"/> 1) Arched <input type="checkbox"/> 2) Square <input type="checkbox"/> 3) Contemporary	STYLE: <input type="checkbox"/> Square (Keyed) <input type="checkbox"/> Square (Digital) <input type="checkbox"/> Full Plate	INTERIOR HANDLE: <input type="checkbox"/> Lever <input type="checkbox"/> Knob
<input type="checkbox"/> GU 3-Point Lock with Thumblatch <input type="checkbox"/> Interior Lever <input type="checkbox"/> Interior Knob	<input type="checkbox"/> GU 3-Point Lock with Belcanto Lever & Danalock V3 <input type="checkbox"/> Include Danapad V3	PREFINISHING: *denotes colors available for Accoya Wynstellar doors <input type="checkbox"/> Russet <input type="checkbox"/> Chestnut <input type="checkbox"/> Distressed Russet <input type="checkbox"/> Cinnamon Bark* <input type="checkbox"/> Coco <input type="checkbox"/> Distressed Chestnut <input type="checkbox"/> Ebony* (Accoya only)	
DANALOCK V3 SMART LOCK: <input type="checkbox"/> *Yes <input type="checkbox"/> No <input type="checkbox"/> Include Danapad V3*	OTHER LOCK OPTIONS:	INTERIOR CASING: <i>(interior casing is always shipped loose)</i>	

NOTES & REQUESTS

SPECIAL INSTRUCTIONS:

SPIFF INFORMATION

Check to opt out

If your order qualifies for our SPIFF program, information MUST be filled out and sent in when order is placed in order to redeem. DSA cannot process SPIFFs sent separately from the order. Revised SPIFFs cannot be accepted, no exceptions. You are responsible for reporting SPIFF income for tax purposes. To enroll in and learn more about our SPIFF program, fill out and return our SPIFF Enrollment Form at www.DSADoors.com/SPIFF.

RECIPIENT NAME: _____	SPIFF AMOUNT \$.00
RECIPIENT EMAIL: _____	

SIGNATURE _____ DATE _____

BUILDER REBATE INFORMATION

DSA provides a Rebate of \$25.00 per Pre-Hung Door Unit to our Preferred Builders. To qualify for Rebates, Builder must be approved in our Preferred Builder Program, and purchases must be specified by the Purchasing Dealers at the time of order. Builder Applications and Claim forms must be sent with completed W9 and ACH instructions to DSAAP@DSADoors.com.

BUILDER NAME: _____	REBATE AMOUNT \$.00
BUILDER EMAIL: _____	
DEVELOPMENT NAME: _____	
LOT / UNIT #: _____	

SIGNATURE _____ DATE _____



PORT COLLECTION QUOTE / ORDER FORM

10681 World Trade Blvd Raleigh, NC 27617 • (919) 781-3200
Sales@DSADoors.com • www.DSADoors.com

PO#:

DATE:

COMPANY NAME:

JOB NAME:

SHIPPING ADDRESS:

DEALER COST:

CITY:

STATE:

ZIP:

EMAIL:

CONTACT NAME:

PHONE #:

UNIT SPECIFICATIONS

[§] denotes additional cost associated with options

WOOD SPECIES: <input checked="" type="checkbox"/> Mahogany	COASTAL RATING: <input checked="" type="checkbox"/> HVHZ Impact	DOOR NAME: LITES:	DOOR SIZE: <input type="checkbox"/> 3'0" x 6'8" (Single) <input type="checkbox"/> 6'0" x 6'8" (Double) <input type="checkbox"/> 3'0" x 8'0" (Single) <input type="checkbox"/> 6'0" x 8'0" (Double)
DOOR THICKNESS: <input checked="" type="checkbox"/> 2-1/4"	CONFIGURATION:	GLASS: <input type="checkbox"/> Clear Laminated Impact IG Low E <input type="checkbox"/> Other [§] _____	DOOR SWING: <i>Swing is determined from exterior of home looking in</i> <input type="checkbox"/> LH Inswing <input type="checkbox"/> RH Inswing <input type="checkbox"/> LH Outswing <input type="checkbox"/> RH Outswing [§]
MULTIPOINT LOCKING SYSTEM: <input checked="" type="checkbox"/> Ashland <i>Double Doors require the Active & Passive Lock Mechanism.</i>	SILL FINISH: <input type="checkbox"/> Bronze <input type="checkbox"/> *Brushed Nickel <i>*Brushed Nickel finish only available for Outswing units</i>	HINGE FINISH: <input type="checkbox"/> Bronze <input type="checkbox"/> Satin Nickel	BRICKMOULD: <input type="checkbox"/> 180 (2") <input type="checkbox"/> S4S (3 1/2") <input type="checkbox"/> Other [§] <input type="checkbox"/> Applied <input type="checkbox"/> Unapplied
JAMB SIZE: <input type="checkbox"/> 4 5/16" <input type="checkbox"/> 6 5/16" <input type="checkbox"/> Other [§] _____			

OPTIONAL ITEMS

[§] denotes additional cost associated with options

EMTEK LEVER HANDLESET OPTIONS:[§] LEVER FINISH: <input type="checkbox"/> Black <input type="checkbox"/> Satin Nickel LEVER OPTIONS: <input type="checkbox"/> Active <input type="checkbox"/> Active & Passive <input type="checkbox"/> N/A LEVER HANDLESET STYLE: <input type="checkbox"/> Arched(1) <input type="checkbox"/> Square(2) <input type="checkbox"/> Contemporary(3)	PREFINISHING:[§] <input type="checkbox"/> Russet <input type="checkbox"/> Chestnut <input type="checkbox"/> Coco <input type="checkbox"/> Cinnamon Bark	INTERIOR CASING:[§] <i>(interior casing is always shipped loose)</i> <input type="checkbox"/> 445 <input type="checkbox"/> 470 <input type="checkbox"/> RB3 <input type="checkbox"/> S4S <input type="checkbox"/> Other _____
--	---	--

NOTES & REQUESTS

SPECIAL INSTRUCTIONS, HARDWARE REQUESTS, & ACCESSORIES:

DSA'S PORT COLLECTION DEALER NOTES:

- Please be sure to explain any "Other" designations in the box to the left.
- Keep in mind that deviations from our standard Port Collection offerings may result in increased lead time and may be transferred to Custom department.
- Max 2" trim on stock height only.
- Jamb extensions are available for Inswing and Outswing doors. Inswing ranges from 4 5/16" to 8 1/4", and outswing ranges from 4 5/16" to 5 1/2". Upcharge applies.
- Contact your DSA Representative or email Sales@DSADoors.com for more information on Port Collection orders.

Yes, the builder and I have confirmed jamb size.

SPIFF INFORMATION

Check to opt out

If your order qualifies for our SPIFF program, information MUST be filled out and sent in when order is placed in order to redeem. DSA cannot process SPIFFs sent separately from the order. Revised SPIFFs cannot be accepted, no exceptions. You are responsible for reporting SPIFF income for tax purposes. To enroll in and learn more about our SPIFF program, fill out and return our SPIFF Enrollment Form at www.DSADoors.com/SPIFF.

RECIPIENT NAME: _____

RECIPIENT EMAIL: _____

SPIFF AMOUNT

\$.00

SIGNATURE

DATE

BUILDER REBATE INFORMATION

DSA provides a Rebate of \$25.00 per Pre-Hung Door Unit to our Preferred Builders. To qualify for Rebates, Builder must be approved in our Preferred Builder Program, and purchases must be specified by the Purchasing Dealers at the time of order. Builder Applications and Claim forms must be sent with completed W9 and ACH instructions to DSAAP@DSADoors.com.

BUILDER NAME: _____

BUILDER EMAIL: _____

DEVELOPMENT NAME: _____

LOT / UNIT #: _____

REBATE AMOUNT

\$.00

SIGNATURE

DATE

PO #: _____

DATE: _____

COMPANY NAME: _____

CONTACT NAME: _____

SHIPPING ADDRESS: _____

PHONE: _____

CITY: _____

STATE: _____

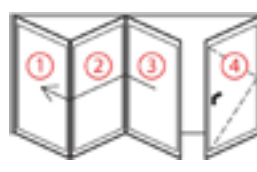
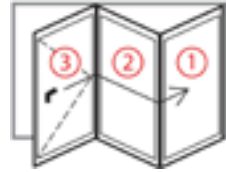
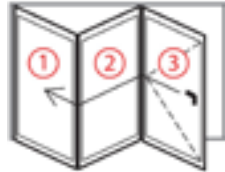
ZIP: _____

TOTAL \$: _____

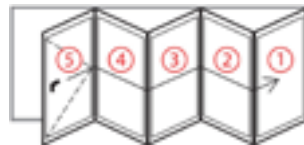
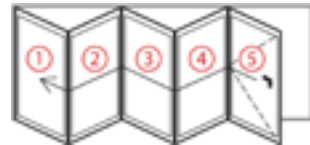
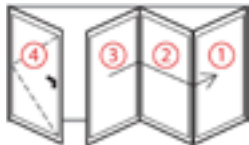
SELECT CONFIGURATION:

Denotes external access door
 W-9: 3L Opening

 W-9: 3R Opening

 W-12: 3L+1R Opening

 W-12: 1L+3R Opening

 W-16: 5L Opening

 W-16: 5R Opening

Wood Species: Engineered Accoya®

Door Thickness: 2 1/4"

Swing: Outswing only

Glass: 1" thick Clear IG Low E

Threshold: Bronze Anodized Aluminium

***Active Locking System:** GU® 4-Point Lock

Brickmould & Interior Casing: N/A

Coastal Rating: DP-50

** Active Lock is included with all Bifold Doors. Double Bore and other Multipoint Locking Systems are not available.*

W-9 Frame Size: 106 3/4" x 98 3/4"

W-9 Rough Opening: 108 1/4" x 99 1/2"

W-12 Frame Size: 141 3/8" x 98 3/4"

W-12 Rough Opening: 142 7/8" x 99 1/2"

W-16 Frame Size: 187 1/2" x 98 3/4"

W-16 Rough Opening: 189" x 99 1/2"

PREFINISH (Standard Options)

-
- Ebony
-
- Unfinished*
-
-
- Cinnamon Bark

JAMB SIZE (Stain Grade Accoya)

-
- 5-7/8"
- * Custom jamb sizes are not available standard. Jamb extensions can be custom ordered at an additional cost and extended lead time. No jamps smaller than 5-7/8".*
-
-
- 6-9/16"

ALLEGRO LEVER SET (Active Handle only)

-
- Black
-
- N/A
-
-
- Satin Nickel

BIFOLD HARDWARE FINISH (Stainless Steel)

-
- Black
-
-
- Stainless Steel

NOTES & SPECIAL INSTRUCTIONS
**Accoya's acetylation process can result in a discoloration on the surface of the wood, which fades with UV exposure or is easily covered by opaque stain. Light stain colors are not recommended for Accoya.*
SHIPPING PREFERENCE

-
- Required to ship in Partially Assembled Format (additional shipping costs will apply)

All Bi-Folds are factory assembled before shipping. Where possible, the units are delivered partially assembled. In some cases, assembled delivery is not readily available and the units are disassembled before shipping. If you require the unit to be delivered partially assembled, please notate above.
CUSTOMER SIGNATURE TO PROCEED (Unsigned orders cannot be accepted)

SIGNATURE _____ DATE _____

SPIFF INFORMATION
 Check to opt out

 If your order qualifies for our SPIFF program, information MUST be filled out and sent in when order is placed in order to redeem. DSA cannot process SPIFFs sent separately from the order. Revised SPIFFs cannot be accepted, no exceptions. You are responsible for reporting SPIFF income for tax purposes. To enroll in and learn more about our SPIFF program, fill out and return our SPIFF Enrollment Form at www.DSADoors.com/SPIFF.

RECIPIENT NAME: _____

RECIPIENT EMAIL: _____

SPIFF AMOUNT

\$.00

SIGNATURE _____

DATE _____

BUILDER REBATE INFORMATION

 DSA provides a Rebate of \$25.00 per Pre-Hung Door Unit to our Preferred Builders. To qualify for Rebates, Builder must be approved in our Preferred Builder Program, and purchases must be specified by the Purchasing Dealers at the time of order. Builder Applications and Claim forms must be sent with completed W9 and ACH instructions to DSAAP@DSADoors.com.

BUILDER NAME: _____

BUILDER EMAIL: _____

DEVELOPMENT NAME: _____

LOT / UNIT #: _____

REBATE AMOUNT

\$.00

SIGNATURE _____

DATE _____

PO#:

JOB NAME:

COMPANY NAME:

DATE:

SHIPPING ADDRESS:

CONTACT NAME:

CITY:

STATE:

ZIP:

PHONE #:

UNIT SPECIFICATIONS

CONFIGURATION: P-48" P-60" P-64" P-72"

SIDELITES & TRANSOM: 12" Direct Set

P+1SL P+2SL P+T P+T+1SL P+T+2SL

DOOR HEIGHT: 8/0 9/0

WOOD SPECIES: Mahogany Stain Grade 3"

DOOR STYLE: _____

GLASS OPTION: _____

DIRECT SET SIDELITE/TRANSOM GLASS:

Clear IG Low E Sandblasted IG Low E N/A

BRICKMOULD: S4S (3-1/2") 180 (2")

Applied Unapplied No Brickmould


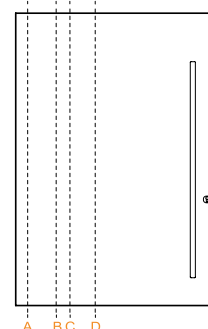
OTHER: _____

THRESHOLD OPTIONS:

- ADA Saddle Sill
- Oil Rubbed Bronze
- Brushed Nickel
- Flat Foot Jamb

JAMB SIZE: 5-7/8" 6-9/16"

OTHER: _____



LHS LHOS RHS RHOS

PIVOT OFFSET:

- A: 4"
- B: 12"
- C: 16"
- D: 24"

HARDWARE & FINISHING OPTIONS

CONTEMPORARY HARDWARE

- HOPPE CONTEMPORARY MULTIPOINT LOCK
 - SQUARE ROSETTE ROUND ROSETTE
- GU 3-POINT LOCK WITH EUROPEAN PROFILE CYLINDER
 - SQUARE ROSETTE ROUND ROSETTE

MODERN PULL BARS

- 32" ROUND PULL BARS SATIN NICKEL
- 48" ROUND PULL BARS BLACK
- 71" ROUND PULL BARS
- 71" SQUARE OFFSET PULL BARS

SMART LOCK FOR MULTIPOINT

- GU 3-POINT LOCK WITH THUMBLATCH & DANALOCK V3
 - KNOB INTERIOR HANDLE LEVER INTERIOR HANDLE
- GU 3-POINT LOCK WITH BELCANTO LEVER & DANALOCK V3

SMART KEYPAD ADD-ON:

- INCLUDE DANAPAD V3
- NO DANAPAD V3

FINISH:

- SATIN NICKEL
- BLACK

PREFINISHING:

- Unfinished Russet
- Chestnut Coco Cinnamon Bark

SPECIAL INSTRUCTIONS OR ADDITIONAL INFORMATION:

SPIFF INFORMATION

Check to opt out

If your order qualifies for our SPIFF program, information MUST be filled out and sent in when order is placed in order to redeem. DSA cannot process SPIFFs sent separately from the order. Revised SPIFFs cannot be accepted, no exceptions. You are responsible for reporting SPIFF income for tax purposes. To enroll in and learn more about our SPIFF program, fill out and return our SPIFF Enrollment Form at www.DSADoors.com/SPIFF.

RECIPIENT NAME: _____ SPIFF AMOUNT \$.00
RECIPIENT EMAIL: _____

SIGNATURE

DATE

BUILDER REBATE INFORMATION

DSA provides a Rebate of \$25.00 per Pre-Hung Door Unit to our Preferred Builders. To qualify for Rebates, Builder must be approved in our Preferred Builder Program, and purchases must be specified by the Purchasing Dealers at the time of order. Builder Applications and Claim forms must be sent with completed W9 and ACH instructions to DSAAP@DSADoors.com.

BUILDER NAME: _____ BUILDER EMAIL: _____ REBATE AMOUNT \$.00
DEVELOPMENT NAME: _____ LOT / UNIT #: _____

SIGNATURE

DATE

PO#:

JOB NAME:

COMPANY NAME:

DATE:

SHIPPING ADDRESS:

CONTACT NAME:

CITY:

STATE:

ZIP:

PHONE #:

UNIT SPECIFICATIONS

CONFIGURATION: **P -**

DOOR THICKNESS: 3"

P+1SL

slab width in inches

DOOR HEIGHT:

P+2SL

P+T

8/0 10/0

P+T+1SL

P+T+2SL

9/0

OTHER

TIMBER: Mahogany Knotty Alder Accoya®

White Oak Walnut

DOOR STYLE: _____

GLASS OPTION: _____

SIDELITE: _____

TRANSOM: _____

BRICKMOLD: _____

THRESHOLD OPTIONS:

ADA Saddle Sill


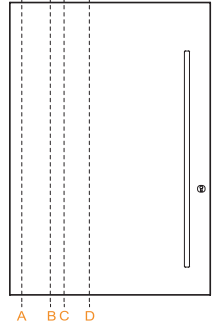
Oil Rubbed Bronze

Brushed Nickel

Flat Foot Jamb

JAMB SIZE: 5-7/8" 6-9/16"

OTHER: _____



LHIS LHOS RHIS RHOS

PIVOT OFFSET:

A: 4"

B: 12"

C: 16"

D:

HARDWARE & FINISHING OPTIONS

CONTEMPORARY HARDWARE

HOPPE CONTEMPORARY MULTIPOINT LOCK

SQUARE ROSETTE ROUND ROSETTE

GU 3-POINT LOCK WITH EUROPEAN PROFILE CYLINDER

SQUARE ROSETTE ROUND ROSETTE

MODERN PULL BARS

FINISH:

32" ROUND PULL BARS

SATIN NICKEL

48" ROUND PULL BARS

BLACK

71" ROUND PULL BARS

71" SQUARE OFFSET PULL BARS

SMART LOCK FOR MULTIPOINT

GU 3-POINT LOCK WITH THUMBLATCH & DANALOCK V3

KNOB INTERIOR HANDLE LEVER INTERIOR HANDLE

GU 3-POINT LOCK WITH BELCANTO LEVER & DANALOCK V3

SMART KEYPAD ADD-ON:

FINISH:

INCLUDE DANAPAD V3

SATIN NICKEL

NO DANAPAD V3

BLACK

PREFINISHING:

Unfinished

Russet

Ebony (Accoya®)

Chestnut

Coco

Cinnamon Bark

SPECIAL INSTRUCTIONS OR ADDITIONAL INFORMATION:

SPIFF INFORMATION

Check to opt out

If your order qualifies for our SPIFF program, information MUST be filled out and sent in when order is placed in order to redeem. DSA cannot process SPIFFs sent separately from the order. Revised SPIFFs cannot be accepted, no exceptions. You are responsible for reporting SPIFF income for tax purposes. To enroll in and learn more about our SPIFF program, fill out and return our SPIFF Enrollment Form at www.DSADoors.com/SPIFF.

RECIPIENT NAME: _____

SPIFF AMOUNT

RECIPIENT EMAIL: _____

\$.00

SIGNATURE

DATE

BUILDER REBATE INFORMATION

DSA provides a Rebate of \$25.00 per Pre-Hung Door Unit to our Preferred Builders. To qualify for Rebates, Builder must be approved in our Preferred Builder Program, and purchases must be specified by the Purchasing Dealers at the time of order. Builder Applications and Claim forms must be sent with completed W9 and ACH instructions to DSAAP@DSADoors.com.

BUILDER NAME: _____

BUILDER EMAIL: _____

DEVELOPMENT NAME: _____

LOT / UNIT #: _____

REBATE AMOUNT

\$.00

SIGNATURE

DATE