



ALEXANDRIA

Classic & Studio DSA Door Collections



TABLE OF CONTENTS

How to Order	1
Collection Overview	2
Alexandria Classic	3
Alexandria Studio	
Details	7
Panel Options	9
Transom Options	10
Door Styles	11
SDL Grids	27
Prefinish & Hardware Options	29

Pictured (front cover): Alexandria Studio Etched 4LT E-01 8'0" with Raised Panel

Pictured (left): Alexandria Studio 6LT TDL E-01 6'8" with Shaker Panel



ABOUT ALEXANDRIA CLASSIC & STUDIO COLLECTIONS

DSA Doors elevates the entryway experience with the Alexandria Classic and Alexandria Studio door collections. Both lines offer timeless elegance and enduring quality, crafted from premium materials and meticulously assembled by skilled artisans.

Alexandria Classic doors feature a wide selection of sizes and configurations in classic, homeowner favorite styles. Alexandria Studio builds off those features to offer additional customization options and streamlined design. Alexandria Studio doors expand our Alexandria collection to offer the perfect entry for any architectural style, with diverse panel options and customizable lite styles.

Our Alexandria Classic and Studio doors are masterfully crafted to complement the exterior aesthetics of your home, enhancing its overall curb appeal, with a variety of configurations, sizes, and finishes.

HOW TO ORDER

- **Choose your Alexandria Collection:**

As you will see, our Alexandria Classic Collection contains traditional styles, sizes, and configurations. Our Alexandria Studio Collection features etched glass styles and Simulated Divided Lite (SDL) options in a range of standard sizes.

- **Select your Door Style, Size, and Configuration:**

Our Alexandria Collections offers a variety of different sizes and configuration options. If you aren't sure which door will suit your home best, our DSA Dealers can assist you in your selections.

- **Customize your Glass & Accessories:**

Your Alexandria door is made to order, according to your specifications. Glass, hardware, transom, side lite and pre-finishing choices are available.

- **Order with your DSA Dealer:**

DSA works exclusively with a network of dealers to ensure professional results. Find your DSA dealer at www.DSADoors.com/Dealer



ALEXANDRIA CLASSIC COLLECTION

- Traditional raised panel
- Clear Beveled and Flemish IG Low E glass options
- 5 True Divided Lite (TDL) styles
- Arched and half-round transom configurations
- *Pictured: Alexandria Classic 4LT TDL E-04*

ALEXANDRIA STUDIO COLLECTION

- Choice of recessed, raised, or flat bottom panel
- Clear, Flemish, Etched, and Leaded IG Low E glass
- 9 styles, plus SDL options
- Additional side lite and transom options
- *Pictured: Alexandria Studio Leaded 3LT TDL E-01*



ALEXANDRIA


Classic



Alexandria Classic Doors

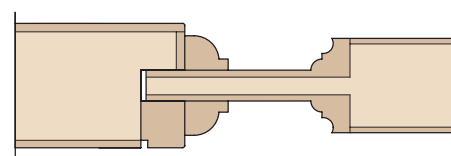


- 1 3/4" Stain Grade Mahogany
- Door Styles: 4LT, 3LT, 6LT, 8LT, & 9LT
- Arched & square transoms for single & double doors
- 6'8" & 8'0" door sizes
- Clear Beveled or Flemish IG Low E TDL glass
- Available **DP-50 Rated**
- Jamb: 4 9/16" & 6 9/16"
- *Pictured (left): Alexandria Classic 6LT TDL E-14*



Clear Beveled

Flemish



Classic Raised Panel with Ogee profile

Alexandria Classic Configurations



E-01 6'8" & 8'0"

E-01+T

E-03



E-04

E-04+T

E-09



E-04+SEGT

E-12

E-14

3LT:

- E-01, E-03, E-04, E-04+T,
E-04+SEGT, E-09, E-12, E-14
- 8'0" height only
- 24" side lites

4LT:

- E-01, E-01+T, E-03, E-04, E-04+T,
E-04+SEGT, E-09, E-12, E-14

6LT:

- E-01, E-01+T, E-03, E-04, E-04+T,
E-04+SEGT, E-09, E-12, E-14

8LT:

- E-01, E-01+T, E-03, E-04, E-04+T,
E-04+SEGT, E-09, E-12, E-14
- 8'0" height only

9LT:

- E-01, E-03, E-04, E-09
- 8'0" heights only

Glass Styles: Clear Beveled or Flemish
IG Low E

Single Door Widths: 2'0", 2'6", 2'8", 3'0", 3'6"

Double Door Widths: 4'0", 5'0", 5'4", 6'0"

Door Heights: 6'8", 8'0"

Side Lite Widths: 10", 12", 14"

Rectangular Transom Heights: 10", 12"

Segment Arch Transom Height: 21"



Half Round Transom Heights: 32", 34"

For more information on glass, sizes, and configurations available for Alexandria Classic, visit www.DSADoors.com or our Full Collection catalog

ALEXANDRIA STUDIO



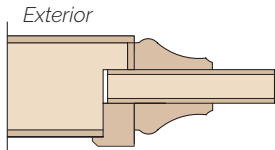
ALEXANDRIA STUDIO DOORS



- 1 3/4" Stain Grade Mahogany
- Clear and Flemish IG Low E for TDL and SDL doors
- Etched & Leaded glass styles
- Three bottom panel styles
- 6'8" & 8'0" door heights
- Available **DP-50 Rated**
- Jamb: 4 9/16" & 6 9/16"
- *Pictured (left): Alexandria Studio 1LT E-01+T*

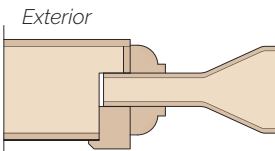
ALEXANDRIA STUDIO Panels

Colonial Recessed Panel



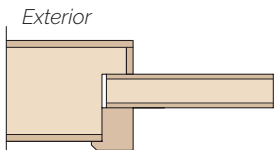
Flat recessed panel with 1 1/2" Colonial molding applied to the panel

Studio Raised Panel



Single step raised panel with Ovolo profile beading

Flat Shaker Panel



Flat Shaker panel with 90° edge with no profiled beading

Interior face of the door features a low-profile flat molding around the panel and glass.

ALEXANDRIA STUDIO Transoms

E-09 Transoms

Fits over 3'0" doors with 12" or 14" side lites
12" or 14" transom height

1 Lite

**Available for all door styles*



Glass: Clear, Flemish, Fluted, Etched IG Low E

3 Lite SDL

**3LT, 4LT, 6LT, 8LT & 12LT doors*



Glass: Clear or Flemish IG Low E

4 Lite SDL

**3LT, 4LT, 6LT, 8LT & 12LT doors*



Glass: Clear or Flemish IG Low E

5 Lite SDL

**3LT, 4LT, 6LT, 8LT & 12LT doors*



Glass: Clear or Flemish IG Low E

E-01+T Transoms

Fits over 3'0" & 3'6" door widths
12" or 14" transom height

1 Lite

** Available for all door styles*



Glass: Clear or Flemish IG Low E

2 Lite SDL

**4LT, 6LT & 8LT TDL doors*



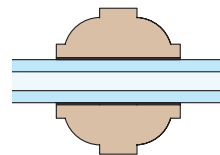
Glass: Clear or Flemish IG Low E

3 Lite SDL

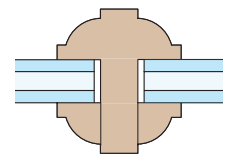
**12LT TDL door*



Glass: Clear or Flemish IG Low E



SDL Grid (1 5/8")
side lites & transoms



TDL Grid (1 5/8")
Alexandria Doors

Alexandria Studio side lites and transoms use 1 5/8" Simulated Divided Lite (SDL) grids to match TDL doors.



ALEXANDRIA STUDIO *Etched 4 Lite*



E-01

E-04

E-01+T



E-01+1SL

E-03

E-09

Wood Species: 1 3/4" Stain Grade Mahogany
Door Widths: 3'0" & 6'0"
Door Heights: 6'8" & 8'0"
Panel Options: Raised, Recessed, or Shaker panel

Door Glass: Sandblasted with 4LT Clear grid
Side Lite & Transom Sizes: 12" or 14"
Side Lite Styles: 1LT Clear or Etched
E-01 Transom Style: 1LT Clear
E-09 Transom Styles: 1LT Clear or Etched

ALEXANDRIA STUDIO Etched 6 Lite



E-01

E-04

E-01+T



E-01+1SL

E-03

E-09

Wood Species: 1³/₄" Stain Grade Mahogany
Door Widths: 3'0" & 6'0"
Door Heights: 6'8" & 8'0"
Panel Options: Raised, Recessed, or Shaker panel

Door Glass: Sandblasted with 6LT Clear grid
Side Lite & Transom Sizes: 12" or 14"
Side Lite Styles: 1LT Clear or Etched
E-01 Transom Style: 1LT Clear
E-09 Transom Styles: 1LT Clear or Etched



ALEXANDRIA STUDIO 1 Lite



E-01

E-04

E-01+T



E-01+1SL

E-03

E-09

Wood Species: 1³/₄" Stain Grade Mahogany

Single Door Sizes: 2'6", 2'8", 3'0" x 6'8";
2'6", 2'8", 3'0", 3'6" x 8'0"

Double Door Sizes: 5'0", 5'4", 6'0" x 6'8", 8'0"

E-01+T Door Widths: 3'0", 3'6"

E-09 Door Widths: 3'0"

Door Glass: Clear or Flemish IG Low E

Side Lite & Transom: 12" or 14"

Side Lite & Transom Style: 1LT

Panel Options: Raised, Recessed, or
Shaker panel





ALEXANDRIA STUDIO 3 Lite TDL



E-01

E-04

E-01+T

E-01+1SL



E-03

E-09

Wood Species: 1³/₄" Stain Grade Mahogany

Single Door Sizes: 2'8", 3'0" x 8'0"

Double Door Sizes: 5'4", 6'0" x 8'0"

E-01+T & E-09 Door Sizes: 3'0" x 8'0"

Additional sizes available with SDL 3LT grid

Door Glass: Clear or Flemish IG Low E

Side Lite & Transom: 12" or 14"

Side Lite Styles: 1LT or 3LT SDL

E-01+T Transom Style: 1LT

E-09 Transom Style: 1LT, 3LT, 4LT or 5LT SDL

Panel Options: Raised, Recessed, or Shaker panel

ALEXANDRIA STUDIO 4 Lite TDL



E-01

E-04

E-01+T



E-01+1SL

E-03

E-09

Wood Species: 1³/₄" Stain Grade Mahogany

Single Door Sizes: 2'6", 2'8", 3'0" x 6'8", 8'0"

Double Door Sizes: 5'0", 5'4", 6'0" x 6'8", 8'0"

E-01+T & E-09 Door Sizes: 3'0" x 6'8", 8'0"

Glass: Clear or Flemish IG Low E

Additional sizes available with SDL 4LT grid

Side Lite & Transom: 12" or 14"

Side Lite Style: 1LT or 2LT SDL

E-01+T Transom Style: 1LT or 2LT SDL

E-09 Transom Style: 1LT, 3LT, 4LT or 5LT SDL

Panel Options: Raised, Recessed, or Shaker panel

ALEXANDRIA STUDIO 6 Lite TDL



E-01

E-04

E-01+T



E-01+1SL

E-03

E-09

Wood Species: 1³/₄" Stain Grade Mahogany

Single Door Sizes: 2'6", 2'8", 3'0" x 6'8", 8'0"

Double Door Sizes: 5'0", 5'4", 6'0" x 6'8", 8'0"

E-01+T & E-09 Door Sizes: 3'0" x 6'8", 8'0"

Glass: Clear or Flemish IG Low E

Additional sizes available with SDL 6LT grid

Side Lite & Transom: 12" or 14"

Side Lite Style: 1LT or 3LT SDL

E-01+T Transom Style: 1LT or 2LT SDL

E-09 Transom Style: 1LT, 3LT, 4LT or 5LT SDL

Panel Options: Raised, Recessed, or Shaker panel



ALEXANDRIA STUDIO 8 Lite TDL



E-01

E-04

E-01+T

E-01+1SL



E-03

E-09

Wood Species: 1³/₄" Stain Grade Mahogany

Single Door Sizes: 2'8", 3'0", 3'6" x 8'0"

Double Door Sizes: 5'4", 6'0" x 8'0"

E-01+T Door Sizes: 3'0", 3'6" x 8'0"

E-09 Door Size: 3'0" x 8'0"

Glass: Clear or Flemish IG Low E

Additional sizes available with SDL 8LT grid

Side Lite & Transom: 12" or 14"

Side Lite Style: 1LT or 4LT SDL

E-01+T Transom Style: 1LT or 2LT SDL

E-09 Transom Style: 1LT, 3LT, 4LT or 5LT SDL

Panel Options: Raised, Recessed, or Shaker panel

ALEXANDRIA STUDIO 12 Lite TDL



E-01

E-04

E-01+T

E-01+1SL



E-03

E-09

Wood Species: 1 3/4" Stain Grade Mahogany

Single Door Sizes: 3'0", 3'6" x 8'0"

Double Door Size: 6'0" x 8'0"

E-01+T Door Sizes: 3'0", 3'6" x 8'0"

E-09 Door Size: 3'0" x 8'0"

Glass: Clear or Flemish IG Low E

Side Lite & Transom: 12" or 14"

Side Lite Style: 1LT or 4LT SDL

E-01+T Transom Style: 1LT or 3LT SDL

E-09 Transom Style: 1LT, 3LT, 4LT or 5LT SDL

Panel Options: Raised, Recessed, or Shaker panel



ALEXANDRIA STUDIO *Leaded 3 Lite TDL*



E-01

E-04


E-01+T

E-01+1SL



E-03

E-09



Leaded Glass: Black 1/2" flat caming with Fluted and Sandblasted IG Low E

Wood Species: 1 3/4" Stain Grade Mahogany

Single Door Size: 3'0" x 8'0"

Double Door Size: 6'0" x 8'0"

Door Glass: Fluted & Sandblasted IG Low E with black caming

Side Lite & Transom: 12" or 14"

Side Lite Style: 1LT in Clear, Fluted or Etched IG Low E

E-01+T Transom Style: 1LT in Clear

E-09 Transom Style: 1LT in Clear, Fluted or Etched IG Low E

Panel Options: Raised, Recessed, or Shaker panel

ALEXANDRIA STUDIO *SDL Grids*



4LT SDL 3'6" x 8'0"



8LT SDL 6'8"



3LT SDL 5'0" x 8'0"

DSA offers additional standard door sizes for many of our Alexandria Studio styles. Utilizing our 1 Lite door, our team of master artisans applies SDL grids to the interior and exterior surfaces of our premium Low E glass.

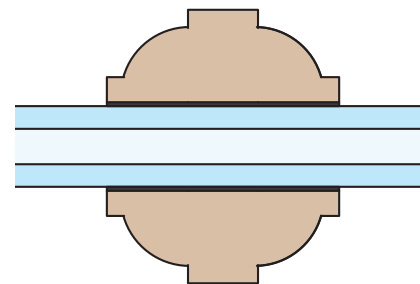
Available for Studio 3LT, 4LT, 6LT & 8LT door styles, our Alexandria Studio SDL Doors are made to order using 1 5/8" or 7/8" Ovolo Mahogany grids. Basic grid designs can also be made in-house through DSA's Custom Department.

Glass: Clear or Flemish IG Low E

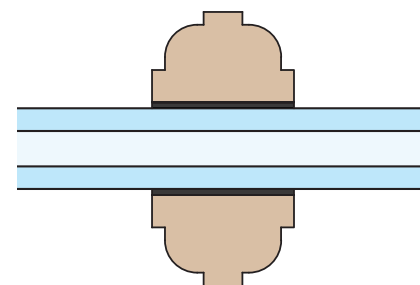
8'0" Height Door Widths: 2'6", 2'8", 3'0", 3'6"

6'8" Height Door Widths: 2'6", 2'8", 3'0"

Configurations: E-01, E-01+SL, E-01+T, E-04, E-09



1 5/8" SDL Grid



7/8" SDL Grid




ALEXANDRIA FINISHES




Unfinished



Russet



Chestnut



Cinnamon



Parchment



Coco

Standard Brickmould

Alexandria Doors come with standard 180 or S4S brickmould. For additional brickmould and casing options, review our website or Full Collection catalog.



180 (1 ¼ x 2")



S4S (1 ⅛ x 3 ½")

Hardware Options

DSA Doors offers various hardware options for your doors including multipoint locking mechanisms, tubular entry sets, smart lock options, and more. Browse our Full Collection Catalog or visit www.DSADoors.com/hardware to learn more our hardware options.

Warranty & Maintenance

DSA's most updated maintenance instructions and warranties are available at www.DSADoors.com/resources. Please contact Warranty@DSADoors.com with any question.



 **DSA**
Master Crafted Doors

Doors for Every Home
www.DSADoors.com
(919) 781-3200